


# 3DV15

**SMD 3D Coil**  
**15.6x15.6x3.8mm**

Rx EM MOTION TRACKING SENSORS



## FEATURES

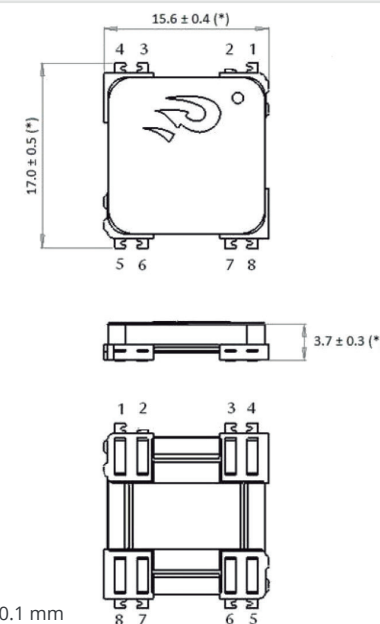
Electromagnetic motion tracking system Works by using one low frequency isotropic magnetic field generator and one or several isotropic 3D magnetic sensors. 3D coils have huge flexibility in terms of customization and setup to fulfill the application needs or environment changes. Higher electrical performance in the 3DC low profile range.

## 01 CHARACTERISTICS

- › Size 15.6x15.6x3.8 mm
- › SMD solution
- › Highly customizable solution
- › Inductance range: 2-50 mH
- › Labelled to allow P&P operations
- › Best size/sensitivity ratio. Sensitivity over 45 mV/A/m @20 kHz.

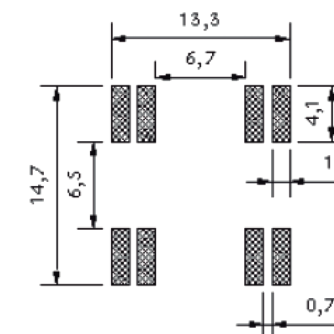
## 02 DIMENSIONS

### DIMENSIONS (mm)

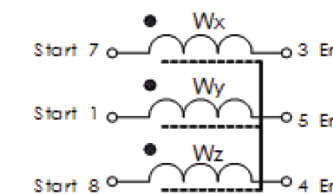


› Pins coplanarity 0.1 mm

### RECOMMENDED PAD-LAYOUT



### ELECTRICAL DIAGRAM



### ELECTRICAL SPECIFICATIONS

Code	L <sub>x,y,z</sub> nom <sup>(1)</sup> mH	Q <sub>x,y,z</sub> nom <sup>(1)</sup>	f (kHz)	SRF <sub>x,y</sub> (kHz) Min	SRFz (kHz) Min	DCRx (Ohm) Max	DCRy (Ohm) Max	DCRz (Ohm) Max	Sensit. x,y,z (mV/A/m) Min <sup>(*)</sup>
3DV15-A-S0600J	6.0 / 6.0 / 7.1	5.5/5.5/4.0	20	225	550	143	143	220	15
3DV15-A-S0900J	9.0 / 9.0 / 10.6	6.0/6.0/4.5	20	200	300	176	176	275	19
3DV15-A-S2000J	20/20/20	8.0/8.0/5.5	20	120	250	330	330	500	30
3DV15-A-5350J	53.5/53.5/34	7.5/7.5/5.2	20	120	150	925	950	875	43 XY/33Z

› (1) Measured at 20kHz, 1Vac

› (\*) Ask for sensitivity test set up and recommendations